

# CLEANING ISN'T ENOUGH





*you have to*

# DISINFECT

*to keep pets and people safe from disease*



## Disease can spread from animals to surfaces to other animals and people<sup>1</sup>

-  **Coughing, sneezing**
-  **Urine, diarrhea, vomiting**
-  **Contact between animals**
-  **Food/water bowls, toys**

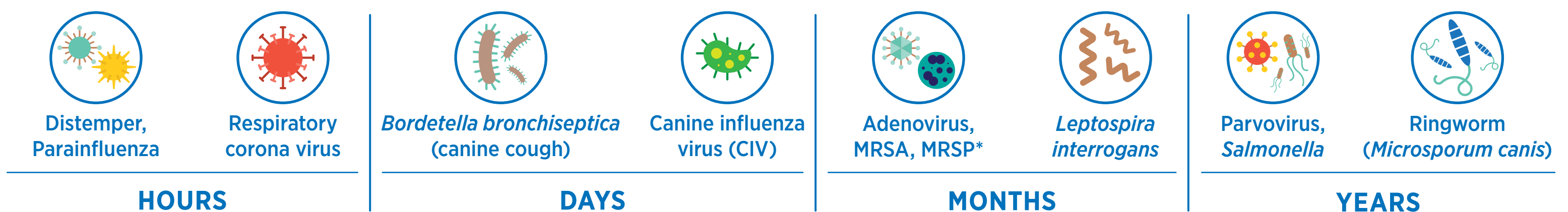
## Cleaning and Disinfecting: know the difference

Don't forget these key steps to effective cleaning and disinfection<sup>1</sup>:

- 1. CLEAN.** Remove dirt, feces, and visible debris, then thoroughly scrub all surfaces with detergent and rinse.
- 2. DRY.**
- 3. DISINFECT.** Apply disinfectant best matched for the disease risks. Ensure disinfectant remains wet on surface for the recommended amount of time. (Generally 1-10 minutes)
- 4. RINSE.** (If required)

Apply a disinfectant ideal for the disease risk and OSHA compliance. [Learn more at RescueDisinfectants.com](http://RescueDisinfectants.com)

## Survival in the environment of selected germs without effective cleaning and disinfection<sup>2-9</sup>



\*Methicillin-resistant *Staphylococcus aureus*, methicillin-resistant *Staphylococcus pseudintermedius*.

## ANYWHERE PETS ARE TOGETHER THEY ARE AT GREATEST RISK FOR DISEASE OUTBREAKS

### What we do to keep pets healthy<sup>1</sup>

-  **Require vaccinations**
-  **Cleaning/ disinfection**
-  **Handwashing**
-  **Strict use of work only clothing**
-  **Rapid isolation of sick animals**

## Remember CLEAN and DISINFECT between animals

- **Primary Animal Housing**
  - clean frequently during an animal's stay
- **Multi-use Surfaces**
  - Grooming tables
  - Crates
  - Runs

**References:** 1. Stull JW, Sherding RG, O'Quin J, et al. *Infectious Disease in Dogs in Group Settings: Strategies to Prevent Infectious Diseases in Dogs at Dog Shows, Sporting Events, and Other Canine Group Settings*. September 2016. 2. Pinon A, Vialette M. Survival of viruses in water. *Intervirology*. 2018;61:214-222. 3. uwsheltermedicine.com. Canine infectious respiratory disease complex (CIRDC, a.k.a. "kennel cough"). <https://www.uwsheltermedicine.com/library/resources/canine-infectious-respiratory-disease-complex-a-k-a-kennel-cough>. July 2015. Accessed June 20, 2019. 4. American Veterinary Medical Association. Disease risks for dogs in social settings. <https://www.avma.org/public/PetCare/Pages/Disease-Risks-for-Dogs.aspx>. Accessed June 14, 2019. 5. Sykes JE. Infectious canine hepatitis. In: Sykes JE. *Canine and Feline Infectious Diseases*. Elsevier Inc.; 2014. 6. Davis MF, Iverson SA, Baron P, et al. Household transmission of methicillin-resistant *Staphylococcus aureus* and other staphylococci. *Lancet Infect Dis*. 2012;12:703-716. 7. Thibeaux R, Geroult S, Benezech C, et al. Seeking the environmental source of Leptospirosis reveals durable bacterial viability in river soils. *PLoS Negl Trop Dis*. 2017;11(2):e0005414. doi:10.1371/journal.pntd.0005414. 8. Waldner LL, MacKenzie KD, Köster W, White AP. From exit to entry: long-term survival and transmission of *Salmonella*. *Pathogens*. 2012;1:128-155. doi:10.3390/pathogens1020128. 9. Mancianti F, Nardoni S, Corazza M, D'Achille P, Ponticelli C. Environmental detection of *Microsporum canis* arthrospores in the households of infected cats and dogs. *J Feline Med Surg*. 2003;5:323-328.